

624.1

« — »
 . . , , . . , . . , . (« »)

PLAXIS 3D FOUNDATION

, , , .
 : , , , , , , , , ,

PLAXIS 3D FOUNDATION

, .
 : , , , , , , , , ,

Results of modeling bootstrap tests using the program complex PLAXIS 3D FOUNDATION to estimate an opportunity of its use to solve problems connected with deformation processes in soils are presented.

Key words: computer modeling, models of soils, bearing capacity, pile, finite-element method.

• , «
 — », ANSYS, ABAQUS, LS-DYNA, PLAXIS .

[1].

PLAXIS 3D FOUNDATION

3D FOUNDATION

PLAXIS

[2, 3]

[3].

,

,

.

.

-

,

-

[2, 3] :

;

Duncan– hang

;

f_s f_c .

,

.

:

,

.

620 8 9 .

– 40 .

-

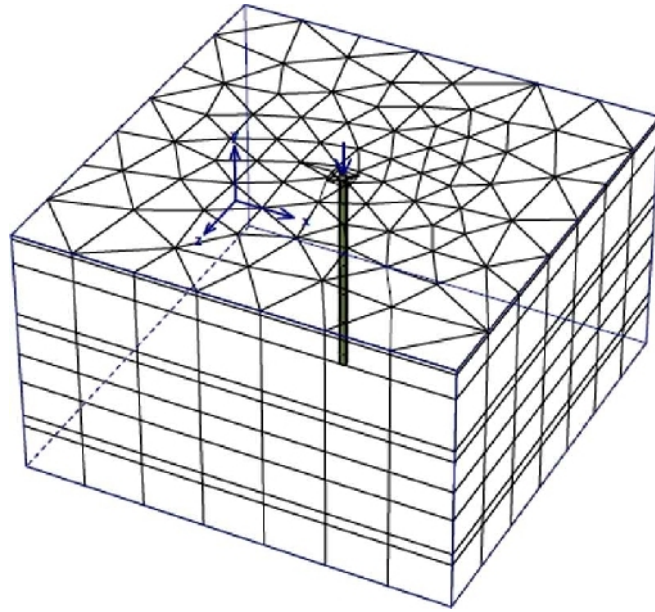
. 1.

1. -

(t_V)	15,5	–	–	–
, (-IV)	18,5	30	32	1
(-IV)	16,3	17	25	30
(-IV)	16,5	20	25	18
(-IV)	19,5	12	17	20
, (III-IV)	19,0	40	32	1
(III-IV)	17,8	20	27	27
(III-IV)	18,5	22	18	20

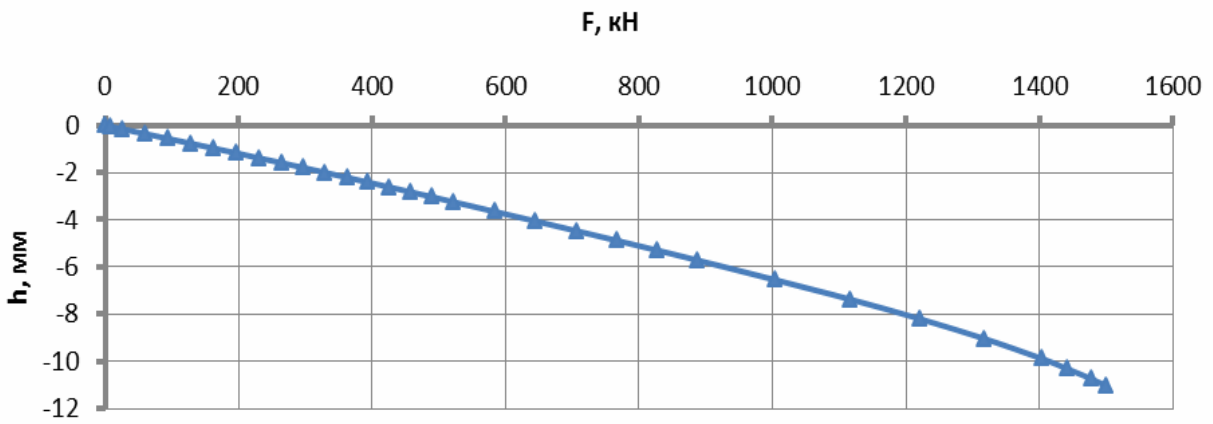
PLAXIS 3D FOUNDATION

(. 1) [2, 4].

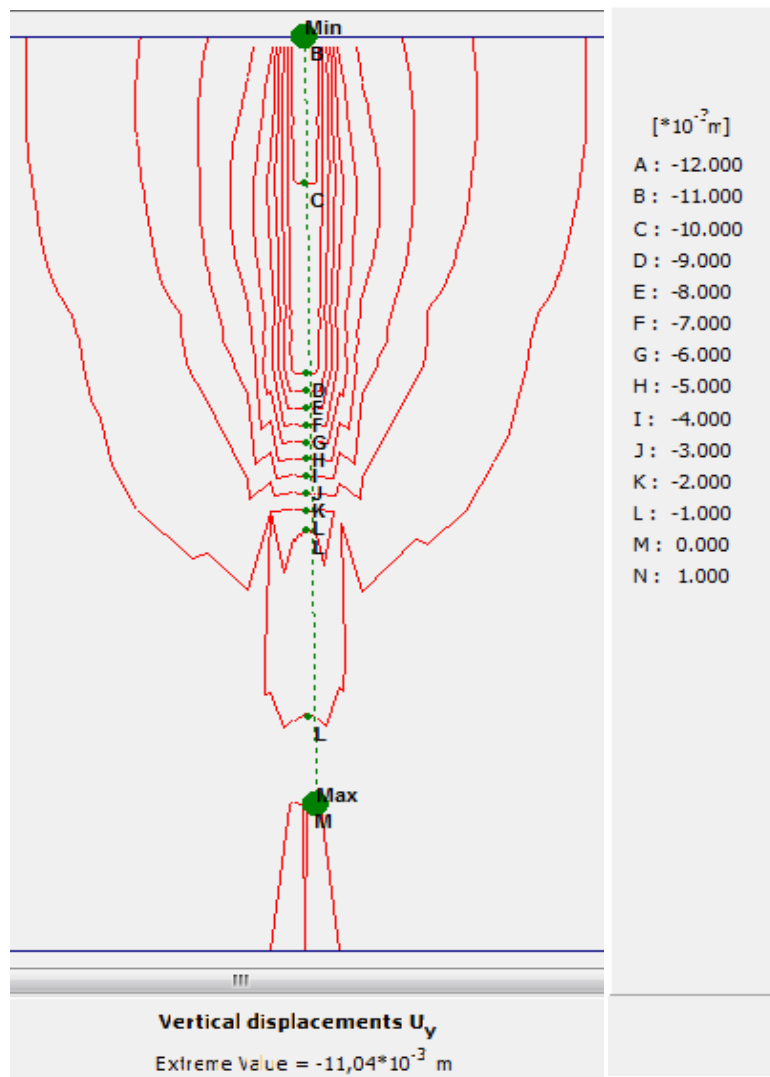


. 1. - ,

9 $F = 1500$ 620
 h 40
 . 2 3. . 2, 11,04 . 3



. 2.



. 3.

1

,

,

,

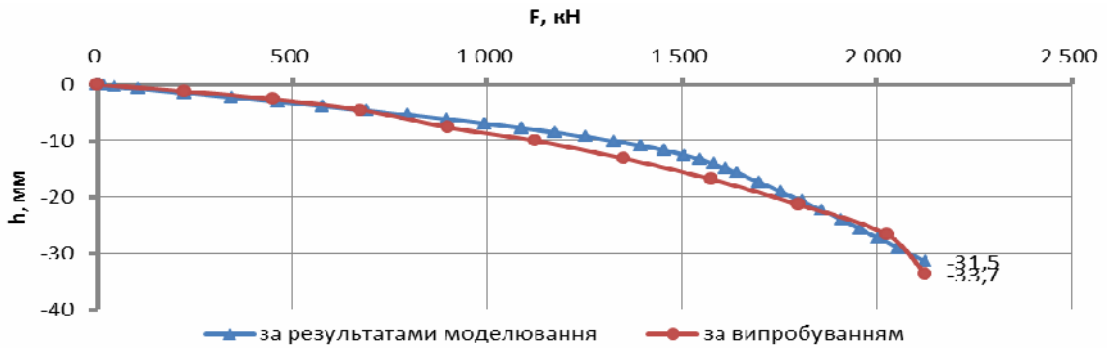
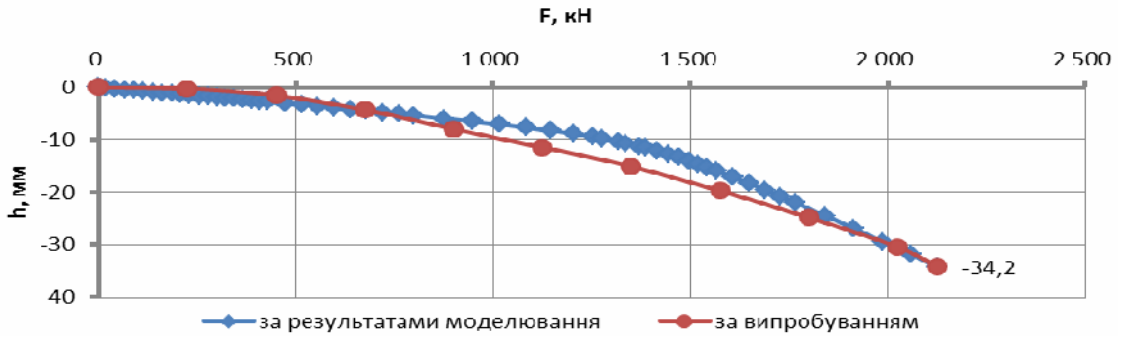
. 2.

,

(. 4 5).

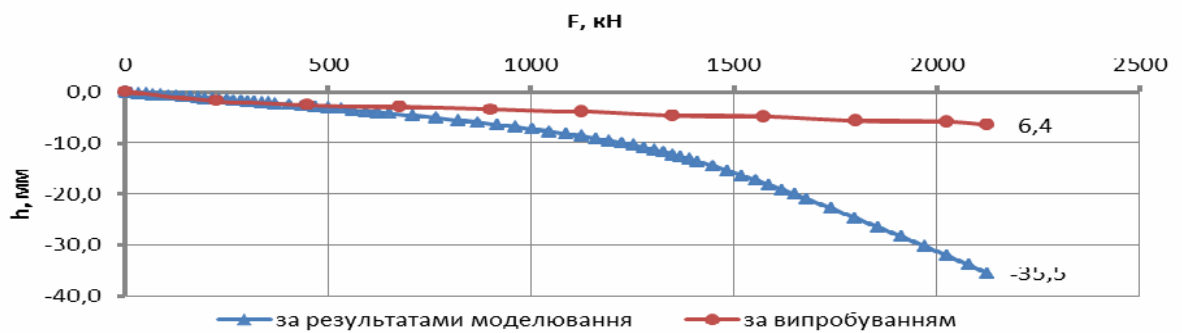
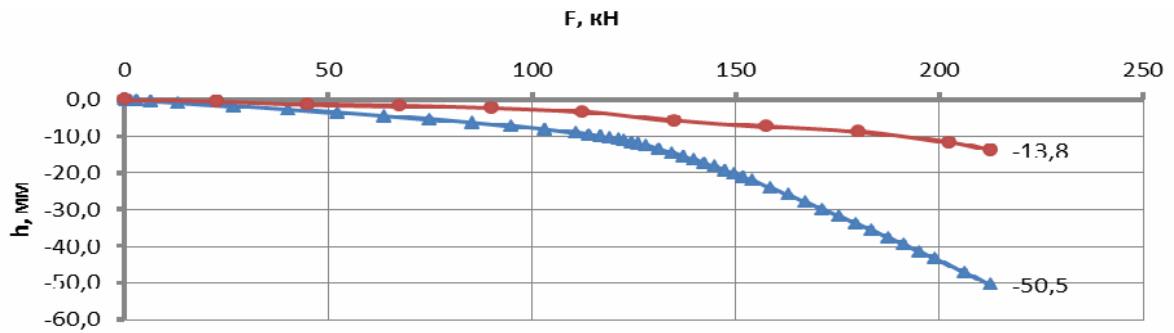
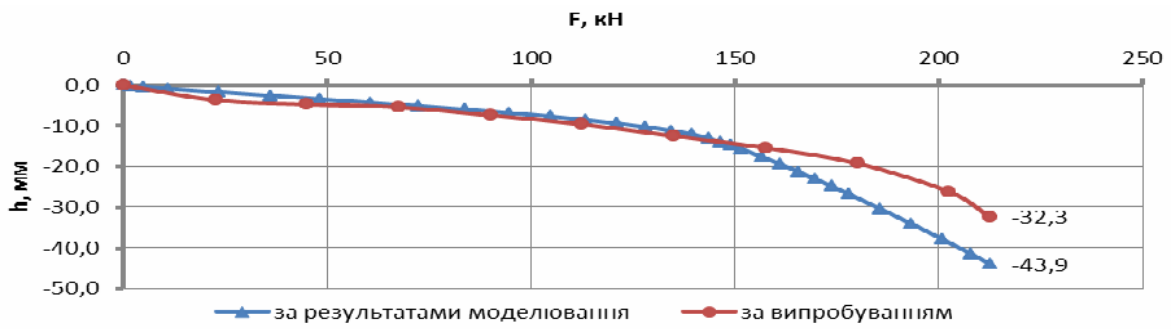
2.

	$F,$	$h,$				
		1	2	3	4	5
	2125	34,20	33,70	32,30	13,80	6,40
,	2125	34,20	31,49	43,87	50,5	35,46
:		0	2,21	-11,57	-36,7	-29,06



. 4.

: 1 (); 2 ()



. 5.

: 3 (); 4 (); 5 ()

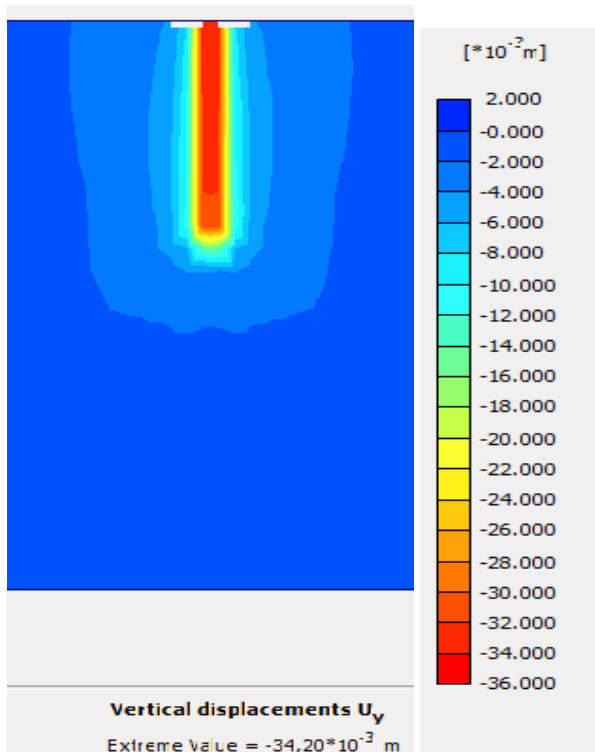
(. . 1).

,

,

,

1.



PLAXIS 3D

FOUNDATION

« – ».

1. // . – 2010 – 9 – . 36–41. – <http://www.npp-geotek.ru>
2. Plaxis 3D Foundation Material Models Manual. – Version 1. – 2006. – 82 .
3. // . - – 2008 – . 313. – 1.
4. Plaxis 3D Foundation Tutorial Manual. – Version 1. – 2006. – 94 .

24.10.2011 .

. . . ,